

SUNSEA Telecommunications Co., Ltd.



2012

002313

2012 8 10

()

..... &
.....
..... (
.....)
..... *
..... -
..... %
..... %
..... &
..... (%
..... % (

A	002313	B	
A		B	
	SUNSEA Telecommunications Co., Ltd.		
	SUNSEA		
		1 107	
	518057		
		1 107	
	518057		
	www.sunseagroup.com		
	pengjian@sunseagroup.com		

	1 107	1 107
	0755-26616666	0755-86185752
	0755-26030222	0755-26030222-3218
	pengjian@sunseagroup.com	fanglingling@sunseagroup.com

	www.cninfo.com.cn

	1-6		(%)
	813,766,756.14	535,283,197.22	52.03%
	101,911,816.75	71,700,381.32	42.14%
	105,224,903.23	73,337,380.73	43.48%
	91,451,299.79	62,806,682.18	45.61%
	88,835,751.89	61,194,909.06	45.17%
	-29,958,287.99	-217,935,465.69	-86.25%
			(%)
	2,936,043,725.25	1,718,252,601.57	70.87%
	1,874,492,676.3	1,041,581,376.51	79.97%
	240,000,000	100,000,000	140%

	1-6		(%)
/	0.46	0.32	43.75%
/	0.46	0.32	43.75%
/	0.44	0.31	41.94%
%	4.88%	6.55%	-1.67%
%	8.49%	6.59%	1.9%
%	4.74%	6.38%	-1.64%
%	8.25%	6.42%	1.83%
/	-0.1248	-2.1794	-94.27%
			(%)

2012

	/	7.8104	10.4158	-25.01%
%		32.24%	35.03%	-2.79%

% 2012 6 15 10 A 4000 2012 6 21
 [2012]067
 A 4000 2012 6 21
 771,460,000.00 “ ”40,000,000.00 “ - ”731,460,000.00
 2012 7 4

&" 0.64 / 10 10
 0.32 /
 ' " 24,000 0.38 / 0.38
 / 0.37 /
 (" ODN ODN

1

2

3

			/

4

1

		(%)							(%)
	75,000,825	75%			75,000,000	-825	74,999,175	150,000,000	75%
1									
2									
3	63,750,000	63.75%			63,750,000		63,750,000	127,500,000	63.75%
	63,750,000	63.75%			63,750,000		63,750,000	127,500,000	63.75%
4	11,250,000	11.25%			11,250,000		11,250,000	22,500,000	11.25%
	11,250,000	11.25%			11,250,000		11,250,000	22,500,000	11.25%
5.	825	0%				-825	-825	0	0%
	24,999,175	25%			25,000,000	825	25,000,825	50,000,000	25%
1	24,999,175	25%			25,000,000	825	25,000,825	50,000,000	25%
2									
3									
4									
	100,000,000	100%			100,000,000	0	100,000,000	200,000,000	100%

1 2012 4 6
10,000

2011
10

3

2011

2011

10 10

1 2011
2012 4 17

2012 4 16

2012 4 17

1

“ ” “ ”

1 " 2012 479 "

2012 6 15 10 A 4000

400 400 400

400 400 400

430 400 400

370

2 2012 6 21

[2012]067 A 4000

2012 6 21 771,460,000.00 "

"40,000,000.00 " - "731,460,000.00

3 2012 7 4

4,000 2012 7 18 12 2013 7 18

2

	29,625,000	0	29,625,000	59,250,000		2015-7-18
	19,125,000	0	19,125,000	38,250,000		2012-12-3
	15,000,000	0	15,000,000	30,000,000		2012-12-3
IDGVC EVERBRIGHT HOLDINGS LIMITED	11,250,000	0	11,250,000	22,500,000		2012-12-3
	825	825	0	0		2012-3-16
	75,000,825	825	75,000,000	150,000,000	--	--

1

		/				
	2009 11 24	24.8	25,000,000	2009 12 03	50,000,000	
	2012 06 15	20	40,000,000	2012 07 18	0	

1 [2009]1174 2009 11 24
 2,500 24.80 /
 [2009]166 2009 12 3
 “ ” “002313”
 2 “ 2012 479 ”
 2012 6 15 10 A 4000 2012 7 4
 4000 2012 7 18

2

20,000
 4,000 24,000

3

1

8,673

2

		(%)				
		29.63%	59,250,000	59,250,000		
		19.13%	38,250,000	38,250,000		18,250,000
		15%	30,000,000	30,000,000		
IDGVC EVERBRIGHT HOLDINGS LIMITED		11.25%	22,500,000	22,500,000		

		2.36%	4,727,859			
		1.94%	3,885,040			
		1%	1,999,667			
		0.53%	1,058,296			
		0.5%	1,008,102			
		0.5%	995,000			
		10	2012 6 15 10 A 4,000 2012 7 4			

	4,727,859	A	4,727,859
	3,885,040	A	3,885,040
	1,999,667	A	1,999,667
	1,058,296	A	1,058,296
	1,008,102	A	1,008,102
	995,000	A	995,000
-005L-CT001	977,768	A	977,768
	661,948	A	661,948
	599,579	A	599,579
	465,950	A	465,950

3.4667%
 20.911%
 0.3333% IDGVC
 Everbright Holdings Limited IDG
 2.9463%

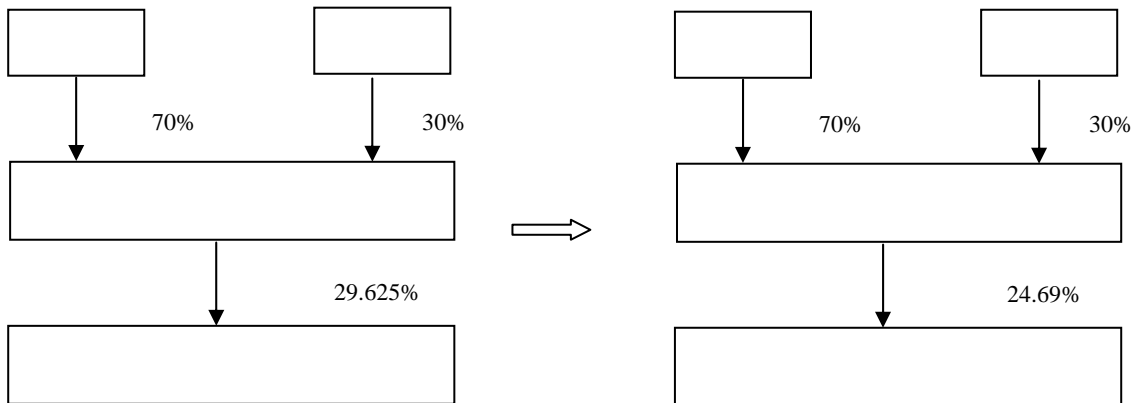
3

1

2

2012 479 " 29.625% " 2012 6 15
 10 A 4000 2012 6 21 A 4000
 [2012]067 2012 7 4 24,000 24.69%

3



2012 6 30

4000 A

4

4

		1998 11 24		3,000
		2001 01 28		2,500
IDGVC Everbright Holdings Limited		2007 06 11		1
	IDGVC Everbright Holdings Limited		1	2012 6 15
	10		A 4000	2012 7
	4			
			IDGVC Everbright Holdings Limited	
		9.38%		

	;		48	2010-05-11	2013-05-10	0			0	0	0		
			49	2010-05-11	2013-05-10	0			0	0	0		
			54	2010-05-11	2013-05-10	0			0	0	0		
			51	2010-05-11	2013-05-10	0			0	0	0		
			49	2010-05-11	2013-05-10	0			0	0	0		
			45	2010-05-11	2013-05-10	0			0	0	0		
			44	2010-05-11	2013-05-10	0			0	0	0		
			47	2010-05-11	2013-05-10	0			0	0	0		
			51	2010-05-11	2013-05-10	0			0	0	0		
			32	2011-09-16	2013-05-10	0			0	0	0		
			44	2010-05-11	2013-05-10	0			0	0	0		
			46	2010-05-11	2013-05-10	0			0	0	0		
	;		48	2010-05-11	2013-05-10	0			0	0	0		
	--	--	--	--	--	0			0	0	0	--	--

	SUNGY DATA LTD.				
	MAPBAR TECHNOLOGY LIMITED				
	OBERON FMR, INC.				
	2012 8 8				

	4,692
	0
	3,132

	219
	736
	64
	541
	470
	721
	3,501

“ ” 3G 4M
 2012 “ ” FTTH 3500
 50% 2000 6
 “ ”
 3G 2G
 ODN
 ODN
 FTTH
 ODN
 20% 20%

	164,144,708.89	27,383,247.43	0	-1,667,934.57
	110,326,172.78	51,370,720.62	63,092,809.52	-306,734.54
	272,049,137.48	53,429,039.78	40,164,585.81	-779,149.89
	157,041,666.75	104,341,673.75	1,751,242.02	-888,791.97
	131,962,941.28	107,040,137.12	43,953.85	-6,166,239.55
	20,445,057.86	20,052,556.32	19,179.49	-2,895,177.94
	10,323,278.47	9,647,698.32	6,630,789.15	216,126.71
	24,814,300.57	10,769,274.22	0	56,461.22
	55,177,957.99	30,641,071.39	11,877,343.40	174,352.77
	15,975,406.77	10,020,989.70	2,535,792.99	-353,427.21
	43,790,164.95	33,362,001.60	6,555,342.96	1,120,628.38
	32,782,725.06	28,244,169.38	13,143,059.19	2,871,260.20
	17,148,828.52	16,126,217.57	5,359,229.13	448,978.05

1

2

3

1

1

			(%)	%	%	%
	809,989,840.06	531,124,597.52	34.43%	51.88%	47.43%	1.98%
	554,246,488.23	367,421,897.03	33.71%	41.88%	36.74%	2.50%
	162,938,342.13	96,818,252.63	40.58%	38.13%	29.29%	4.06%
	11,417,811.92	7,432,041.47	34.91%	-53.77%	-55.39%	2.37%
	81,387,197.78	59,452,406.39	26.95%	-	-	-

1

2

2

--	--	--

	762,930,576.05	57.91%
	47,059,264.01	-6.18%

1

2

1

2

3**4****5****2****3****1**

	77,146
	0
	0
	0
	0

3

4

	2012 02 24	1,097		
	2012 02 24	510		
	2012 02 24	4,590		
	2012 03 30	3,978		
	2012 03 30	1,020		
	2012 04 21	809.33		
	2012 07 03	1,645		
	2012 07 03	1		
		13650.33	--	--

2012 1-9

2012 1-9

2012 1-9		40%		60%
----------	--	-----	--	-----

2012 1-9	15,118.34		17,278.11
2011 1-9	107,988,156.34		

“ ”

“ ”

1 7,000 65.88% “

30%”

2 2012 8 3 2012 < 2012 -2014
> < >

3 2012

4 2012-2014

2011

2009 12 24

2012 1 12

<

>

[2011]30

24

2012 3 15

2011

33

> “ ” 2012 5 18 <
2012 43 “ ”

1 2012 4 6 2011 2011 2011 10,000
10 3 10 10
2012 4 17

2 [2012]479 (A)4,000 1.00
20.00 80,000 2,854 77,146
[2012]067
A 4000 2012 7 4

1

2

3

4

2

3

4

5

1

							(%)				
					249.02	249.02	0.44%	--		249.02	
					--	249.02	0.44%	--	--	--	--
				2012				1,500		150	
					249.02		0				
				2012	4						

						(%)				(%)
				0		0		249.02		0.44%
				0		0		249.02		0.44%

0

2

--	--	--	--	--	--	--	--	--	--	--	--

					711.58	809.33	809.33	809.33	1			0
									2			

3

4

5

1

10

10

1

2

3

2

3

4

5

1 **5%**

1

2009 12 3

1

IDGVC

2

2

7 18 36

2012

3

4

IDGVC

5

3

7 18 36

2012

#

2

1.		
2.		
3.		
4.		
5.		
	0	0

--	--	--	--	--	--

2012 02 09					
2012 02 09					
2012 02 10					
2012 02 10					
2012 02 14					
2012 02 14					
2012 02 14					
2012 02 14					
2012 02 14					
2012 02 14					
2012 02 14					
2012 02 14					
2012 02 14					
2012 03 22					
2012 03 22					
2012 03 22					
2012 03 22					
2012 03 22					
2012 03 22					
2012 03 22				Mirae Asset Global Investment	
2012 03 22					
2012 03 22					
2012 03 22					
2012 03 22					
2012 03 22					
2012 03 22					
2012 05 17					
2012 05 17					
2012 05 17					
2012 05 17					
2012 05 17					
2012 05 17					
2012 05 17					
2012 05 17					
2012 06 01					
2012 06 01					
2012 06 01					
2012 06 01					
2012 06 01					
2012 06 01					
2012 06 01					
2012 06 01					
2012 06 01					

2012 06 01					
2012 06 01				06 01	
2012 06 01					

“	B016	B003	2012 01 07	www.cninfo.com.cn
”	D12	B017	2012 01 10	www.cninfo.com.cn
	D12	B017	2012 01 10	www.cninfo.com.cn
	C16	A23	2012 01 13	www.cninfo.com.cn
	B004	B009	2012 02 11	www.cninfo.com.cn
	D12	B020	2012 02 24	www.cninfo.com.cn
	D12	B020	2012 02 24	www.cninfo.com.cn
	D12	B020	2012 02 24	www.cninfo.com.cn
2012	D12	B020	2012 02 24	www.cninfo.com.cn
2011	D32	A39	2012 02 28	www.cninfo.com.cn
A	D32	B002	2012 03 01	www.cninfo.com.cn
2011	B33	B003	2012 03 10	www.cninfo.com.cn
2012	D21	B002	2012 03 13	www.cninfo.com.cn
	D41	B041	2012 03 15	www.cninfo.com.cn
2011	D41	B041	2012 03 15	www.cninfo.com.cn
2011	D41	B041	2012 03 15	www.cninfo.com.cn

2012	D41	B041	2012 03 15	www.cninfo.com.cn
2011	D41	B041	2012 03 15	www.cninfo.com.cn
2011	D41	B041	2012 03 15	www.cninfo.com.cn
	D41	B041	2012 03 15	www.cninfo.com.cn
	B17	B002	2012 03 17	www.cninfo.com.cn
2011	D24	B010	2012 03 23	www.cninfo.com.cn
	D29	B019	2012 03 30	www.cninfo.com.cn
	D29	B019	2012 03 30	www.cninfo.com.cn
	B8	B022	2012 03 31	www.cninfo.com.cn
	B8	B022	2012 03 31	www.cninfo.com.cn
	D45	B044	2012 04 06	www.cninfo.com.cn
2011	B13	B002	2012 04 07	www.cninfo.com.cn
2011	D76	A39	2012 04 10	www.cninfo.com.cn
2012	D21	B029	2012 04 13	www.cninfo.com.cn
	D21	B029	2012 04 13	www.cninfo.com.cn
	C8	B019	2012 04 16	www.cninfo.com.cn
2011	D9	B006	2012 04 19	www.cninfo.com.cn
	B28	B083	2012 04 21	www.cninfo.com.cn
2012	B28	B083	2012 04 21	www.cninfo.com.cn
	B28	B083	2012 04 21	www.cninfo.com.cn
	B28	B083	2012 04 21	www.cninfo.com.cn
	D268	B007	2012 04 24	www.cninfo.com.cn
	D21	B002	2012 06 12	www.cninfo.com.cn
	D21	B002	2012 06 12	www.cninfo.com.cn

		174,575,119.32	118,561,728.46
		134,264,137.23	142,384,973.71
		72,809,311.87	74,845,823.71
		94,067,304.69	16,786,933.49
		20,539,672.25	7,014,614.62
		5,804,188.89	2,434,497.92
		502,059,734.25	362,028,571.91
		2,936,043,725.25	1,718,252,601.57

A

±

-

		29,861,969.37	300,000
		29,861,969.37	300,000
		946,621,896.7	601,847,143.19
		240,000,000	100,000,000
		1,225,654,186.45	594,194,186.45
		35,587,727.52	35,587,727.52
		373,250,762.33	311,799,462.54
		1,874,492,676.3	1,041,581,376.51
		114,929,152.25	74,824,081.87
		1,989,421,828.55	1,116,405,458.38
		2,936,043,725.25	1,718,252,601.57

2

		847,026,392.08	193,459,154.38
		21,829,613.33	32,311,238.75
		705,271,153.66	500,797,913.93
		86,947,105.93	83,428,321.19
		337,393,193.8	139,799,112.3
		327,967,520.88	301,479,115.3
		2,326,434,979.68	1,251,274,855.85
		216,226,334.85	216,226,334.85
		61,489,497.65	55,295,532.06

		2,236,007.26	
		3,390,702.11	3,626,784.1
		2,473,158.69	3,873,517.65
		947,397.78	745,707.27
		286,763,098.34	279,767,875.93
		2,613,198,078.02	1,531,042,731.78
		210,000,000	30,000,000
		163,033,941.6	181,161,762.28
		314,395,356.82	261,974,006.99
		7,618,109.3	8,125,094.04
		15,026,908.8	13,757,968.18
		37,323,885.62	14,497,788.5
		352,989.56	53,375
		15,686,604.54	13,266,961.48
		763,437,796.24	522,836,956.47
		300,000	300,000
		300,000	300,000
		763,737,796.24	523,136,956.47
		240,000,000	100,000,000
		1,222,167,152.08	590,707,152.08
		0	
		0	
		35,587,727.52	35,587,727.52
		351,705,402.18	281,610,895.71

		0	
		1,849,460,281.78	1,007,905,775.31
		2,613,198,078.02	1,531,042,731.78

3

		813,766,756.14	535,283,197.22
		813,766,756.14	535,283,197.22
		711,854,939.39	463,582,815.9
		535,482,476.07	363,413,959.19
		8,207,301.35	2,708,073.18
		99,266,615.65	65,859,514.58
		64,397,567.81	35,867,583.64
		2,819,706.04	-5,189,337.77
		1,681,272.47	923,023.08
“ ”			
“ ”			
“ ”			
“ ”		101,911,816.75	71,700,381.32
		3,408,026.73	1,648,671
		94,940.25	11,671.59
		22,669.82	8,689.12
“ ”		105,224,903.23	73,337,380.73
		14,664,843.09	10,810,093.58

“ ”		90,560,060.14	62,527,287.15
		91,451,299.79	62,806,682.18
		-891,239.65	-279,395.03
		--	--
		0.46	0.32
		0.46	0.32
		90,560,060.14	62,527,287.15
		91,451,299.79	62,806,682.18
		-891,239.65	-279,395.03

4

		731,178,392.42	535,335,885.35
		485,883,567.56	372,226,908.6
		5,634,924.62	2,531,986.73
		86,194,733.89	58,442,508.86
		35,261,758.2	32,353,851.96
		2,940,486.65	-4,921,844.13
		1,582,375.95	792,345.79
“ ”			
“ ”			
“ ”		113,680,545.55	73,910,127.54
		2,603,106.5	1,645,666
		26,236.3	657.34
		22,610.2	32.34
“ ”		116,257,415.75	75,555,136.2
		16,162,909.28	10,522,526.7
“ ”		100,094,506.47	65,032,609.5
		--	--

		100,094,506.47	65,032,609.5
--	--	----------------	--------------

5

		703,869,689.69	513,283,094.6
		53,445,162.97	6,381,996.34
		757,314,852.66	519,665,090.94
		475,292,271.06	540,343,243.64
		102,172,840.7	67,256,083.19
		48,813,521.79	28,662,684.1
		160,994,507.1	101,338,545.7
		787,273,140.65	737,600,556.63
		-29,958,287.99	-217,935,465.69
		70,000	1,200
		70,000	1,200

2012

	88,628,315.28	44,177,446.37
	47,858,958.58	4,973,271.24

	891,866,230.68	746,823,416.43
	-202,666,923.59	-229,307,305.15
	16,000	1,200
	16,000	1,200
	16,020,432.49	12,802,136.61
		108,160,900
		5,600,000
	16,020,432.49	126,563,036.61
	-16,004,432.49	-126,561,836.61
	774,000,000	
	210,000,000	
		16,099,904.93
	984,000,000	16,099,904.93
	30,000,000	
	32,789,850.84	30,000,000
	45,959,607.75	
	108,749,458.59	30,000,000
	875,250,541.41	-13,900,095.07
	175,184.03	-66,278.91
	656,754,369.36	-369,835,515.74
	156,419,018.49	557,319,447.28
	813,173,387.85	187,483,931.54

7

	100,000,000	594,194,186.45			35,587,727.52		311,799,462.54		74,824,081.87	1,116,405,458.38
	100,000,000	594,194,186.45			35,587,727.52		311,799,462.54		74,824,081.87	1,116,405,458.38
“ ”	140,000,000	631,460,000					61,451,299.79		40,105,070.38	873,016,370.17
							91,451,299.79		-891,239.65	90,560,060.14
							91,451,299.79		-891,239.65	90,560,060.14
	40,000,000	731,460,000								771,460,000
1	40,000,000	731,460,000								771,460,000
2										
3										
							-30,000,000			-30,000,000
1										
2										
3							-30,000,000			-30,000,000
4										
	100,000,000	-100,000,000								

1	100,000,000	-100,000,000								
2										
3										
4										
1										
2										
									40,996,310.03	40,996,310.03
	240,000,000	1,225,654,186.45			35,587,727.52		373,250,762.33		114,929,152.25	1,989,421,828.55

1									64,128,984	64,128,984
2										
3		498.08							478.54	976.62
					13,793,492.24		-43,793,492.24			-30,000,000
1					13,793,492.24		-13,793,492.24			
2										
3							-30,000,000			-30,000,000
4										
1										
2										
3										
4										
1										
2										
									6,377,606.19	6,377,606.19
	100,000,000	594,194,186.45			35,587,727.52		311,799,462.54		74,824,081.87	1,116,405,458.38

8

	100,000,000	590,707,152.08			35,587,727.52			281,610,895.71	1,007,905,775.31

	100,000,000	590,707,152.08			35,587,727.52		281,610,895.71	1,007,905,775.31
“ ”	140,000,000	631,460,000					70,094,506.47	841,554,506.47
							100,094,506.47	100,094,506.47
							100,094,506.47	100,094,506.47
	40,000,000	731,460,000						771,460,000
1	40,000,000	731,460,000						771,460,000
2								
3								
							-30,000,000	-30,000,000
1								
2								
3								
4							-30,000,000	-30,000,000
	100,000,000	-100,000,000						
1	100,000,000	-100,000,000						
2								
3								
4								
								0
1								
2								

	240,000,000	1,222,167,152.08			35,587,727.52		351,705,402.18	1,849,460,281.78
--	-------------	------------------	--	--	---------------	--	----------------	------------------

	100,000,000	590,707,152.08			21,794,235.28		187,469,465.54	899,970,852.9
	100,000,000	590,707,152.08			21,794,235.28		187,469,465.54	899,970,852.9
“ ”					13,793,492.24		94,141,430.17	107,934,922.41
							137,934,922.41	137,934,922.41
							137,934,922.41	137,934,922.41
1								
2								
3								
					13,793,492.24		-43,793,492.24	-30,000,000
1					13,793,492.24		-13,793,492.24	
2								
3							-30,000,000	-30,000,000
4								
1								
2								

3								
4								
1								
2								
	100,000,000	590,707,152.08			35,587,727.52		281,610,895.71	1,007,905,775.31

(“ ”)

2003 11 5
[2003] 0228

2003 11

14 [2003] 3688 110455 6,000

6 20

2007 4 11 2007 663 6,000 7,500 7,500

2006 12 31 60,000,000 15,000,000 2007

5 14

2008 9 18 IDGVC Everbright
Holdings Limited 39.5% 25.5% 15%

IDGVC Everbright Holdings Limited

Everbright Holdings Limited 29,625,000 19,125,000 IDGVC
11,250,000 15,000,000

440301501132494 () 25%

2007 10 23 2008 8 15

2009 9 29 2007 11 18 2007 2008 8

31 2008 2009 10 14 2009 2009 11 24 24.8

(A)2,500 1.00

10,000 2010 2 3 2012 4 6 2011

2012 3 13 2011 12 31 100,000,000 100,000,000

10 10 100,000,000 200,000,000


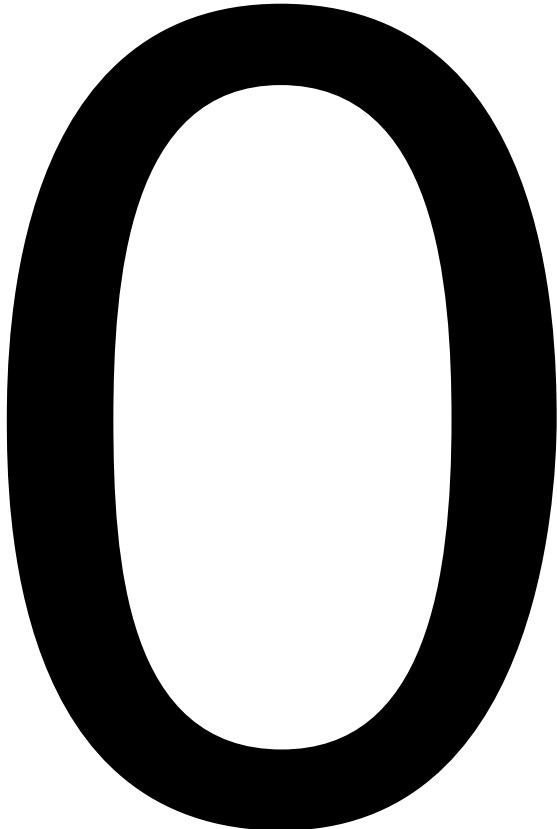
1.00 20,000 20,000 2012 6 29

2011 7 8 2011 8 2 2011

[2012]479

2012 6 15 (A)4,000 È6u ì€,,Hà Q4^ä 100,000,000 100,000,000

2011 6



3

1 1 12 31

4

5

1

()

2

()

6

1

(4)

()

)

(

(5)

3

(1)

(2)

(1)

(2)

4

)

(

(

)

5

6

(1)

(2)

7

10

1

|1000000

3

4

5

12

1

(1)

:

()

(2)

()

2

(1)

()

(2)

3

4

13

14

1

(2)

2

(1)

(2)

(3)

(4)

3

		%	%
	30	0	3.33
	10	0	10
	5	0	20
	8	0	12.5
	5	0	20
	--	--	--

4

()

5

15

1

2

3

16

1

(1)

(2)

(3)

2

3

3

4

()

3

f&l
f&l

4

()

5

6

- (1)
- (2)
- (3)
- (4)
- (5)

20

1.

2.

5

5

21

22

1

- (1)
- (2)
- (3)

2

()

()

23

1

2

3

4

24

25

1

2

- (1)
- (2)

2

(1)

(2)

29

1

2

30

31

32

1

2

33

1

2

34

1

		17% 3%
		5% 3%
		7%
		25% 15%

2

(1) 2011 10 31

GF201144200114

2011

15%

(2)

(“ ”) 2011 10 28

GR201144200716

2011

15%

3

1

1

								(%)	(%)				
*1	“ (”)			3,000		3,000		100%	100%				
	“ (”)*2			2,500		2,500		100%	100%				
	“ (”)*3			1,000		800		80%	80%	192.95	7.03		
	“ (”)*4			1,800		918		51%	51%	4,950.90	212.06		
	(“ ”)*5			2,500		2,475		99%	99%	20.05	4.95		
(“				1,000		510		51%	51%	527.7			

*)*6													
------	--	--	--	--	--	--	--	--	--	--	--	--	--

*1				30,000,000.00		2010 3 4						2010 T	3-024
*2				58%		2007 8 1						545	
	42%	2007 10 23											
*3							1000		2010 12 3				800
	80%	200		20%	2010 12 31		800			2010	904		
*4				Enableness Technologies Inc.				2011 2 24					[2011]29
	1,800		918		51%	Enableness Technologies Inc.	882		49%	2011 5 20			1,268
	918	Enableness Technologies Inc.	350					[2011] 024		2011 12 8	Enableness Technologies Inc.		
		432	[2011] 056			Enableness Technologies Inc.	100				2012 5 31		2012
6 30	Enableness Technologies Inc.		100										
*5							2500		2011 9 23			2,475	99%
	25	1%		()		[2011]304							
*6							1000		2011 7 13			510	51%
	490	49%				[2011]020262							

2

									(%)	(%)				

3

								(%)	(%)					
(“ ”) *7				8,992		8,992		100%	100%					
(“ ”)*8				5,000		5,000		100%	100%					
(“ ”) *9				1,500		765		51%	51%		1,501.41			
“ ” *10				600		306		51%	51%		491.03	17.32		
“ ” *11				3,000		1,530		51%	51%		1,634.74			
				1,000		510		51%	51%		1,383.96			

“	”	*12							%					
“	”	*13			1,550			790.5	51%	51%		790.18		

*7 2009 6

22,299,302.90 20,673,851.01 142,280.94 (43,115,434.85)
 51.72% 47.95% 0.33% 2009 6 18 2009 6 24

21,988,871.78 2009 7 7

2011 1 18

61,170,900.00

() [2011]40

*8 2011 3 16

1,500

100% 2011 3 24

2011 3 24

559.95

2011 7 8

2011 6 30

2011 6 22

4,699

[2011]020220

2011 8 11

*9 2011 6 24

1,600

51%

2011 7 19

2011 7 6

2011 7 1

2011 7 4

800 2011 10 12

320 2011 12 26

2011 9 16

510

[2011] 204

2011 7 19

*10 2011 12 8

800

51%

2012 3 15

2012 3 1

800

2012 3-042

2012 6 4

204.08

600

*11 2012 3 24

3978

51%

2012 3 29

1989

2012 4 17

795 2012 3 31

1020

[2012] 208

2012 3 31

*12 2012 2 22

4590

51%

2012 3 1

2295

2012 3 29

2012 5 28

*13 2012 2 22

1097

51%

2012 3 19

548.5

2011 4 27

219.4

2012 4 11

510

[2012]

A104

2012 4 16

2

3

4

	10,020,989.7	-353,427.21
	33,362,001.6	1,120,628.38
	28,244,169.38	2,871,260.2
	16,126,217.57	448,978.05

5

6

	2,709,047.38	
	33,536,899.66	
	32,959,816.32	
	8,074,607.84	

7

8

--	--	--	--

--	--	--	--

:

9

:

10

1

:	--	--	531,748.73	--	--	102,180.85
	--	--	504,417.57	--	--	70,258.18
USD	2,684	6.3249	16,976.03	3,334	6.3009	21,007.2
HKD	6,205	0.8152	5,058.32	2,305	0.8107	1,868.66
JPY	26,000	0.0796	2,069.7	26,000	0.0811	2,108.68
EUR	410	7.871	3,227.11	850	8.1625	6,938.13
	--	--	962,095,467.49	--	--	236,662,979.39
	--	--	957,732,901.05	--	--	230,531,161.77
USD	480,687.01	6.3249	3,040,297.3	708,941.09	6.3009	4,466,966.92
HKD	568,593.65	0.8152	463,517.54	766,393.13	0.8107	621,314.91
EUR	109,103.24	7.871	858,751.6	127,845.12	8.1625	1,043,535.79
	--	--	34,303,004.23	--	--	37,040,135.89
	--	--	33,742,764.84	--	--	36,665,424.03
USD	62,430.13	6.3249	394,864.33	32,265.13	6.3009	203,299.36
EUR	21,010.68	7.871	165,375.06	21,000	8.1625	171,412.5
	--	--	996,930,220.45	--	--	273,805,296.13

	29,485,593.87	33,569,796.26
	4,816,302.80	3,014,978.62

	-	---
	-	---
	1,107.56	455,361.01
	-	---
	34,303,004.23	37,040,135.89

*

2

1

	0	0

2

3

3

1

--	--

	--	--	0	--

3

	--	--	0	--

	--	--	0	--

4

	--	--	--	--
	0	0	0	0

5

1

	0	0	0	0

2

	--	0

3

6

1

		(%)		(%)		(%)		(%)
	788,847,432	100%	4,872,938.05	0.62%	559,582,305.43	100%	3,701,761.24	0.66%
	788,847,432	100%	4,872,938.05	0.62%	559,582,305.43	100%	3,701,761.24	0.66%
	788,847,432	--	4,872,938.05	--	559,582,305.43	--	3,701,761.24	--

		(%)		(%)		(%)		(%)
1	--	--	--	--	--	--	--	--
	704,508,140.25	89.3%			508,284,196.52	90.83%		
1	73,812,885.69	9.36%	3,642,408.2		35,666,017	6.37%	1,783,300.86	
1	778,321,025.94	98.66%	3,642,408.2		543,950,213.52	97.2%	1,783,300.86	
1 2	9,536,294.52	1.21%	953,629.45		13,263,750.67	2.37%	1,326,375.07	
2 3	843,248.99	0.11%	210,812.25		2,368,341.24	0.43%	592,085.31	
3	146,862.55	0.02%	66,088.15					
3 4	146,862.55	0.02%	66,088.15					
4 5								
5								

	788,847,432	--	4,872,938.05	559,582,305.43	--	3,701,761.24
--	-------------	----	--------------	----------------	----	--------------

2

	--	--	0	--

			%	
	0	0	--	--

3

		2012 3	2,554.5		
		2012 5	3,654.5		
		2012 5	1,028		
		2012 5	1,191.62		
		2012 5	1,538		
		2012 5	67,370		
		2012 6	11,563.9		
		2012 6	1,500		
	--	--	90,400.52	--	--

4

5

5

				(%)
		24,460,499.86		3.1%
		23,652,902.01		3%
		22,593,805.12		2.86%
Bright Wires Copm.		18,741,197.35		2.38%

		(%)		(%)		(%)		(%)
	55,981,941.63	100%	927,848.38	1.66%	18,093,184.45	100%	607,547.76	3.36%
	55,981,941.63	100%	927,848.38	1.66%	18,093,184.45	100%	607,547.76	3.36%
	55,981,941.63	--	927,848.38	--	18,093,184.45	--	607,547.76	--

		(%)		(%)		(%)
1						
	48,375,941.57	86.42%		13,102,450.26	72.41%	
1	4,189,498.2	7.48%	209,474.91	1,873,923.64	10.36%	93,696.18
1	52,565,439.77	93.9%	209,474.91	14,976,373.9	82.77%	93,696.18
1 2	1,553,917.29	2.78%	153,751.51	2,395,320.38	13.24%	239,532.04
2 3	1,665,230.47	2.97%	408,807.62	446,285.9	2.47%	111,571.48
3	197,354.1	0.35%	155,814.34	275,204.27	0.02%	162,748.06
3 4	74,254.1	0.13%	33,414.34	84,173.56	0.47%	37,878.1
4 5	2,000	0%	1,300	189,030.71	1.04%	122,869.96
5	121,100	0.22%	121,100	2,000	0.01%	2,000
	55,981,941.63	--	927,848.38	18,093,184.45	--	607,547.76

2

	--	--	0	--

			%	
	0	0	--	--

3

		2012 6	147,372.03		
	--	--	147,372.03	--	--

4

5 5

5

			(%)
	2,294,553.5		4.1%
	2,177,522.2		3.89%
	1,856,520		3.32%
	1,750,000		3.13%
	1,200,000		2.14%
	9,278,595.7	--	16.58%

6

			(%)
		2,294,553.5	4.1%

7

			(%)
	--	0	0

8

		0
		0

9

		0
		0

8

1

		%		%
1	101,891,629.95	93.89%	87,412,221.42	99.57%
1 2	6,636,464.11	6.11%	376,592.64	0.43%
2 3				
3				
	108,528,094.06	--	87,788,814.06	--

2

		75,000,000	
		3,732,000	

		2,350,296.33		
		2,074,414.9		
		1,905,000		
	--	85,061,711.23	--	--

3

5 5

4

9

1

	90,659,483.41	168,573.62	90,490,909.79	85,628,800.34	162,350.37	85,466,449.97
	26,031,009.64	137,503.38	25,893,506.26	50,051,801.39	137,503.38	49,914,298.01
	33,887.72		33,887.72	76,682.38		76,682.38
	64,760,235.82		64,760,235.82	46,140,005.18		46,140,005.18
	224,509,524.09	1,865,293.79	222,644,230.3	163,491,485.79	1,865,293.79	161,626,192
	8,517,885.07		8,517,885.07	6,554,517.21		6,554,517.21
	55,326,821		55,326,821	39,174,355.09		39,174,355.09
	469,838,846.75	2,171,370.79	467,667,475.96	391,117,647.38	2,165,147.54	388,952,499.84

2

	162,350.37	6,223.25		168,573.62
	137,503.38			137,503.38
	1,865,293.79			1,865,293.79

	--	--		--				
--	----	----	--	----	--	--	--	--

12

1

2

		%
		--

13

	0	0

14

							(%)						
							(%)						

15

1

						(%)	(%)				
	--					--	--	--			

2

16

1

2

17

1

	172,976,027.53		80,454,895.62	14,792,607.53
	64,361,958		7,057,411.43	
	93,749,586.41		50,613,111.25	14,013,285.89
	7,490,274.75		3,019,487	
	7,374,208.37		19,764,885.94	779,321.64
	--			
	54,414,299.07		15,767,008.88	6,118,111.65
	9,698,042.24		1,521,658.86	
				238,638,315.62
				71,419,369.43
				130,349,411.77
				10,509,761.75
				26,359,772.67
				64,063,196.3
				11,219,701.1

	39,463,694.95		3,719,265.18	5,620,522.8	37,562,437.33
	2,686,168.28		718,017.41		3,404,185.69
	2,566,393.6		9,808,067.43	497,588.85	11,876,872.18
--			--		
	118,561,728.46		--		174,575,119.32
	54,663,915.76		--		60,199,668.33
	54,285,891.46		--		92,786,974.44
	4,804,106.47		--		7,105,576.06
	4,807,814.77		--		14,482,900.49
			--		
			--		
			--		
			--		
	118,561,728.46		--		174,575,119.32
	54,663,915.76		--		60,199,668.33
	54,285,891.46		--		92,786,974.44
	4,804,106.47		--		7,105,576.06
	4,807,814.77		--		14,482,900.49

15,767,008.88

37,791,447.57

2

3

4

5

6

--	--	--

2

						(%)				(%)		
	902,600,000	76,284,499.1	32,597,854.05	1,070,607.28		11.94%	11.94%					107,811,745.87
	34,050,000	2,402,359.6	3,412,215.81			17.08%	17.08%					5,814,575.41
	13,000,000	8,650,000	6,125,667.52		14,775,667.52	66.54%	100.00%					
	68,581,500	55,048,115.01	74,533.97	36,720,840.29		80.38%	80.38%					18,401,808.69
	1,018,231,500	142,384,973.71	42,210,271.35	37,791,447.57	14,775,667.52	--	--			--	--	132,028,129.97

3

					--

4

5**19**

20

			--

1

21**1****2**

22

1				
2				
3				
1				
2				
1				
2				
3				
1				
2				
3				

23

1

	78,206,828.32	670,467.99	650,159.85	78,227,136.46
(1)	44,565,527			44,565,527
(2)	1,280,500.08	601,656.02		1,882,156.1
(3)	28,841,184			28,841,184
(4)	35,300	3,000		38,300
(5)	3,484,317.24	65,811.97	650,159.85	2,899,969.36
	3,361,004.61	2,056,819.98		5,417,824.59
(1)	1,827,736.53	445,655.28		2,273,391.81
(2)	144,794.18	35,848.81		180,642.99
(3)	480,686.4	1,441,510.77		1,922,197.17
(4)	15,002.65	1,765.02		16,767.67
(5)	892,784.85	132,040.1		1,024,824.95
	74,845,823.71			72,809,311.87
(1)	42,737,790.47			42,292,135.19
(2)	1,135,705.9			1,701,513.11

(3)	28,360,497.6			26,918,986.83
(4)	20,297.35			21,532.33
(5)	2,591,532.39			1,875,144.41
(1)				
(2)				
(3)				
(4)				
(5)				
	74,845,823.71			72,809,311.87
(1)	42,737,790.47			42,292,135.19
(2)	1,135,705.9			1,701,513.11
(3)	28,360,497.6			26,918,986.83
(4)	20,297.35			21,532.33
(5)	2,591,532.39			1,875,144.41

2,056,819.98

2

3

24

	422,307.77			422,307.77
	9,552,542.37			9,552,542.37
	6,812,083.35			6,812,083.35
		2,709,047.38		2,709,047.38
		33,536,899.66		33,536,899.66
		32,959,816.32		32,959,816.32
		8,074,607.84		8,074,607.84
	16,786,933.49	77,280,371.2		94,067,304.69

(1)	2009 6				
		22,299,302.90	20,673,851.01	142,280.94 (43,115,434.85
)		51.72%	47.95%	100%	
(2)		43,115,434.85 -		42,693,127.08 *	
(3)		100%=422,307.77			
(1)	2011 3 16				1,500
		100%			
(2)		15,000,000.00 -		5,447,457.63 *	
(3)		100%=9,552,542.37			
(1)	2011 6 24				1600
		51%			
(2)		16,000,000.00 -		18,015,522.84 *	
(3)		51%=6,812,083.35			
	:				
(1)	: 2011 12 8				800
		51%			
(2)	:	8,000,000.00-		10,374,416.91 *	
(3)		51%= 2,709,047.38			
(1)	: 2012 3 24				3978
		51%			
(2)	:	39,780,000.00-		12,241,373.22 *	
(3)		51%= 33,536,899.66			
(1)	: 2012 2 22				4590
		51%			
(2)	:	45,900,000.00-		25,372,909.18 *	
(3)		51%= 32,959,816.32			
(1)	: 2012 2 22				1097
		51%			
(2)	:	10,970,000.00-		5,677,239.52 *	
(3)		51%= 8,074,607.84			

	6,294,614.62	15,173,969.52	1,000,429.49		20,468,154.65	
SAP	720,000	143,035.2	71,517.6	720,000	71,517.6	
	7,014,614.62	15,317,004.72	1,071,947.09	720,000	20,539,672.25	--

26

1

	1,379,737.66	1,131,986.1
	3,995,536.18	1,114,076.68
	45,000	45,000
	383,915.05	143,435.14
	5,804,188.89	2,434,497.92

		--

	7,972,157.22	6,396,497.21
	300,000.00	300,000.00
	15,982,144.72	4,456,306.68
	2,559,433.67	955,402.86
	26,813,735.61	12,108,206.75

2

27

	4,309,309	2,085,055.1	355,805.12	237,772.55	5,800,786.43
	2,165,147.54	6,223.25			2,171,370.79
	6,474,456.54	2,091,278.35	355,805.12	237,772.55	7,972,157.22

28

29

1

	2,987,980	
	210,000,000	30,000,000
	212,987,980	30,000,000

2

		--	--	--	--

30

31

	15,605,982.45	13,312,790.02
	147,427,959.15	167,848,972.26
	163,033,941.6	181,161,762.28

1. 5 (5)
- 2.

32**1**

1	390,217,525.32	300,108,244.1
1 2	3,599,709.94	12,630,332.36
2 3	452,243.76	892,120.22
3	107,063.8	194,191.98
	394,376,542.82	313,824,888.66

2**5****5**

	600,600.00	

33**1**

1	15,478,066.06	8,173,247.64
1 2		
2 3		
3		
	15,478,066.06	8,173,247.64

2**5****5****34**

	16,793,875.89	99,294,662.09	97,610,062.63	18,478,475.35
		156,936.29	18,717.56	138,218.73
		7,224,637.54	7,186,181.85	38,455.69
		844,115.95	834,826.25	9,289.7

37

		0	0
			--

38

1

1		75,260,204.63	32,038,263.97
1 2		1,829,107.42	1,673,156.14
2 3		1,428,219.77	521,229.68
3		2,597,878.63	3,849,575.54
		81,115,410.45	38,082,225.33

2

5

5

3

4

		22,950,000.00
		12,724,242.20
		11,940,000.00
		6,227,204.13
		4,114,000.00

39

--	--	--	--	--

40

1

1		
1		
1		

2

					%		
	--	--	--	--	--	--	--

				(%)		
		--	--	--	--	--

3

4

			%			

41

42

1

2

				%				
	--	--	--	--	--		--	

43

--	--	--	--	--	--	--	--	--	--

44

1

			%			

2

45

					--

46

	29,861,969.37	300,000
	29,861,969.37	300,000

(1)2011
2010

15 () 30

(2)2012
PECVD

3000 PLC 5

47

--	--	--	--

	35,587,727.52			35,587,727.52

52

53

--	--	--

2012

	809,989,840.06	533,299,983.79
	3,776,916.08	1,983,213.43
	535,482,476.07	363,413,959.19

2

55

	2,303,056.69	655,185.62	
	3,315,887.69	1,408,963.92	
	2,203,480.4	604,180.73	
	120,065.59	39,742.91	
	264,810.98		
	8,207,301.35	2,708,073.18	--

57

58

1

2

			--

3

			--

59

	1,675,049.22	923,023.08
	6,223.25	
	1,681,272.47	923,023.08

60

1

	21,650	618.57
	21,650	618.57
	2,399,330.63	627,000
	945,889.1	1,019,152.43
	41,157	1,900
	3,408,026.73	1,648,671

2

1	200,000		
2 5 PECVD	548,030.63		
3	109,800		
4 2011	241,500		
5	1,000,000		
6 2010	300,000		
7.		30,000	
8. 2010		300,000	
9. 2010		79,000	
10. 2010		218,000	
	2,399,330.63	627,000	--

61

	22,669.82	8,689.12
	22,669.82	8,689.12
	13,196.1	

	59,074.33	2,982.47
	94,940.25	11,671.59

62

	17,874,400.57	10,629,909.53
	-3,209,557.48	180,184.05
	14,664,843.09	10,810,093.58

63

1.

(1)

	P	91,451,299.79
	A	2,615,547.90
	PO=P-A	88,835,751.89
	E0	1,041,581,376.51
	Ei	771,460,000.00
	Ej	30,000,000.00
	M0	6.00
	Mi	---
	Mj	2.00
(+ -)	Ek	---
	Mk	---
	$D=E0 \quad P \div 2$ $Ei \times Mi \div M0$ $Ej \times Mj \div M0 + Ek \times M$ $k \div M0$	1,077,307,026.41
	$E=P \div D$	8.49%
	$F=PO \div D$	8.25%

(2)

	P	91,451,299.79
	A	2,615,547.90
	PO=P-A	88,835,751.89
	S0	100,000,000.00
	S1	100,000,000.00
	Si	40,000,000.00
	Sj	---
	Sk	---
	M0	6

	Mi	---
	Mj	---
	S=S0 S1 Si×Mi÷M0 Sj×Mj÷M0 Sk	200,000,000.00
	B=P÷S	0.46
	C=PO÷S	0.44

(3)

&

'

&\$%& (+
&\$%& * %) %\$

(\$\$\$ &\$%& * &% [&\$%&] \$* + A

&\$%& * &%

A (\$\$\$ ++%& (*\$Z\$\$\$" \$\$

(\$Z\$\$\$Z\$\$\$" \$\$\$! +' %& (*\$Z\$\$\$" \$\$ &\$%& + (

64

1.		
2.		
3.		
4.		
5.		
	0	0

65

1

	12,593,617.29
	31,701,300
	909,876.78
	2,672,148.51
	5,568,220.39
	53,445,162.97

3000

2

	8,024,409.53
	19,186,412.3
	3,931,748.55
	3,739,033.94
	1,911,313.06
	1,625,940.14
	5,460,354.68
	5,917,025.39
	18,068,221.6
	2,148,573.96
	4,327,582.9
	1,477,097
	559,271.27
	39,885,577.96
	19,112,852.14
	25,619,092.68
	160,994,507.1

3

4

5

6

	45,959,607.75
	45,959,607.75

66

1

1	--	--
	90,560,060.14	62,527,287.15
	1,681,272.47	923,023.08
	9,114,321.56	6,286,002.99
	2,056,819.98	240,429.05
	1,023,523.74	954,647.32
“ ”	960.2	-618.57
“ ”	59.62	8,689.12
“ ”		
“ ”	4,385,143.32	
“ ”		
“ ”	-3,369,690.97	180,184.05
“ ”		
“ ”	-78,714,976.12	-82,914,100.77

	“ ”	-354,233,203.83	-109,169,861.02
	“ ”	273,000,362.9	-96,971,148.09
		24,537,059	
		-29,958,287.99	-217,935,465.69
2		--	--
3		--	--
		962,627,216.22	317,286,837.39
		236,765,160.24	575,686,649.77
		725,862,055.98	-258,399,812.38

2

		--	--
1		104,650,000	15,000,000
2		58,469,000	5,600,000
		10,610,041.42	626,728.76
3		47,858,958.58	4,973,271.24
4		53,665,938.83	5,447,457.63
		58,735,546.66	32,864,482.76
		10,494,192.63	389,296.82
		15,563,800.46	27,806,321.95
		0	0
		--	--
1			
2			
3			
4			

3

--	--	--

	962,627,216.22	236,765,160.24
	531,748.73	102,180.85
	962,095,467.49	236,662,979.39
	962,627,216.22	236,765,160.24

67

“ ”

1

2

1

							(%)	(%)		
						2,600	24.69%	24.69%		27926142-6

							(%)	(%)	
						2,500	100%	100%	76045203-4
						8,992	100%	100%	19228414-X
						3,000.00	100%	100%	55195731-9
						5,000	100%	100%	74596014-5
						1,000	80%	80%	56676279-2
						1,800	51%	51%	57010011-8
						1,500	51%	51%	72210618-1
						1,000	51%	51%	57804829-7
						2,500	99%	99%	58408512-3
						600	51%	51%	67343546-3
						3,000	51%	51%	73890319-3
						1,000	51%	51%	73552685-5
						1,550	51%	51%	71458970-X

3

						(%)	(%)							
	--	--	--	--	--	--	--	--	--	--	--	--	--	--
	--	--	--	--	--	--	--	--	--	--	--	--	--	--

4

		62555026-4
		72857244-X
		70846331-8
		69830741-7

5

1

				%		%
			2,490,171.38	0.44%	4,267,650.62	1.07%
					3,040,429.7	0.76%

				%		%
					369,188.03	0.07%

2 /

/

/	/	/	/	/	/	/	/	/	/

/

/	/	/	/	/	/	/	/	/	/

/

3

4

5

6

					%		%
				8,093,300.00	11.84%	0	0

7

6

		3,718,531.52	2,166,540.54
		1,508,894.31	

1

2

3

4

5

1

2

2012 6 30

1

1.

(“ ”)

			17,700,000.00	2012 6 30	13,925,700.00
2.					
(1)	(“ ”)		(“ ”)		
)	223.43	1 107		(
	12			35	30.00
2011 9 10	2013 6 10				17,204.11
1 108			(229.91
		30.00			12
	35		17,703.07	2011 7 1	2013 6 30
(2)	(“ ”)				
	12,300.76		221,413.68	2010 11 1	2013 10 31
	1,600.00		16,000.00	B 20	
17,920.00	2010 11 21		2013 11 20	1,600.00	16
	B 10				808.93
8,0890.00	809.00		16	9,058.00	2011 3 1
2012 3 28					
(3)	() (“ ”)			4 5 6 7 52	
	33,800		2011 6 1	2014 5 31	
	118,685.00		2011 5 10	2014 5 9	4,899.66
(4)	(“ ”)		(“ ”)		()
	2,944.00		1	B 7-9 23	
			32,200.00	2011 7 1	2012 2 22
(5)	(“ ”)		(“ ”)		
	1,730.96		1	C 5 D 3 5	
8 15 2021 6 30	C		D	12,884.00 (3%)	2011
6 30				15,201.00 (3%)	2011 9 1 2021
			I		A

[<2d2 0e41831f254de835.50<2de8301 Tf0c3 9 ca1 Tf 3.97e72>]TJ (D)Tj /TT1 1 Tf 0.72 0 TD <147b2b" a69dc2

1	2012	10	1	6.4050%			
5		2012	3	27	3	000.00	2012 3 27
	2013	03	26	6.2320%			
6		2012	4	17			

1

2

3

4

5

6

7

2012 6 30

1

1

		(%)		(%)		(%)		(%)

1						
	--	--	--	--	--	--
	638,778,738.9	90.05%		462,742,299.96	91.87%	
1	62,850,758.14	8.86%	3,142,537.9	28,511,510.59	5.66%	1,425,575.53
1	701,629,497.04	98.91%	3,142,537.9	491,253,810.55	97.53%	1,425,575.53
1 2	7,059,697.02	1%	705,969.7	10,935,982.71	2.17%	1,093,598.27
2 3	479,493.74	0.07%	119,873.44	1,503,059.3	0.3%	375,764.83
3	128,812.55	0.02%	57,965.65			
3 4	128,812.55	0.02%	57,965.65			
4 5						
5						
	709,297,500.35	--	4,026,346.69	503,692,852.56	--	2,894,938.63

2

	--	--		--

			%	
			--	--

3

		2012 3	2,554.5	
		2012 5	3,654.5	
		2012 5	1,028	
		2012 5	1,191.62	
		2012 5	1,538	
		2012 5	67,370	

		2012 6	11,563.9		
		2012 6	1,500		
	--	--	90,400.52	--	--

4

5

5

5

6

				(%)
		24,460,499.86		3.45%
		23,652,902.01		3.33%
		22,593,805.12		3.19%
Bright Wires Copm.		18,741,197.35		2.64%
		18,509,847.31		2.61%
	--	107,958,251.65	--	15.22%

7

			(%)
	--		

8

0

9

2

1

		(%)		(%)		(%)		(%)
	338,045,461.83	100%	652,268.03	0.19%	140,238,184.99	100%	439,072.69	0.31%
	338,045,461.83	100%	652,268.03	0.19%	140,238,184.99	100%	439,072.69	0.31%
	338,045,461.83	--	652,268.03	--	140,238,184.99	--	439,072.69	--

		(%)		(%)		(%)		(%)
1	--	--	--	--	--	--	--	--
	250,254,822.85	74.03%			136,558,789.02	97.38%		
1	85,375,908.45	25.26%	93,123.42		986,367.21	0.7%	49,318.36	
1	335,630,731.3	99.29%	93,123.42		137,545,156.23	98.08%	49,318.36	
1 2	706,758.96	0.21%	70,675.9		2,356,332.38	1.68%	235,633.24	
2 3	1,570,617.47	0.46%	392,654.37		121,492.11	0.09%	30,373.03	
3	137,354.1	0.04%	95,814.34		215,204.27	0.15%	123,748.06	
3 4	74,254.1	0.02%	33,414.34		84,173.56	0.06%	37,878.1	
4 5	2,000	0%	1,300		129,030.71	0.09%	83,869.96	
5	61,100	0.02%	61,100		2,000		2,000	
	338,045,461.83	--	652,268.03		140,238,184.99	--	439,072.69	

2

--	--	--	--	--

	--	--		--

			%	
			--	--

3

			147,372.03		
	--	--		--	--

4

5

5

5

6

				(%)
		133,000,000		39.34%
		132,357,042.64		39.15%
		50,850,325.78		15.04%
		1,750,000		0.52%
		964,200		0.29%
	--	318,921,568.42	--	94.34%

7

			(%)
	--		

8

9

3

						(%)	(%)				
		19,950,000	19,950,000		19,950,000	100%	100%				
		104,286,334.85	104,286,334.85		104,286,334.85	100%	100%				
		30,000,000	30,000,000		30,000,000	100%	100%				
		61,990,000	61,990,000		61,990,000	100%	100%				
	--	216,226,334.85	216,226,334.85		216,226,334.85	--	--	--			

2

			--

3

			--

6

1	--	--
	100,094,506.47	65,032,609.5
	1,582,375.95	792,345.79
	5,258,165.98	4,095,792.53
	157,128.16	152,597.68
	703,394.16	712,536.7
“ ”	20,960.2	-618.57
“ ”		32.34
“ ”		
“ ”	3,980,982.18	
“ ”		
“ ”	-201,690.51	117,683.37
“ ”		
“ ”	-26,488,405.58	-76,108,336.48
“ ”	-410,634,961.03	-113,711,798
“ ”	122,860,620.43	-110,390,150.01
	-202,666,923.59	-229,307,305.15
2	--	--
3	--	--

--	--	--	--

2012

2012 08 08